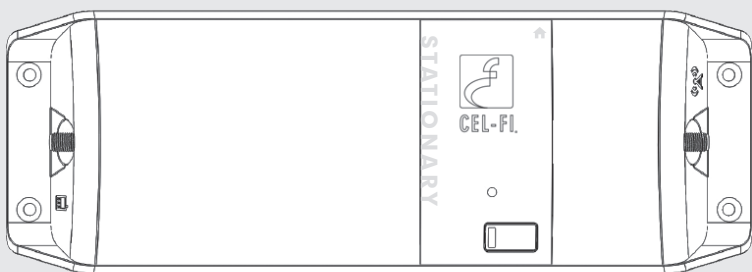




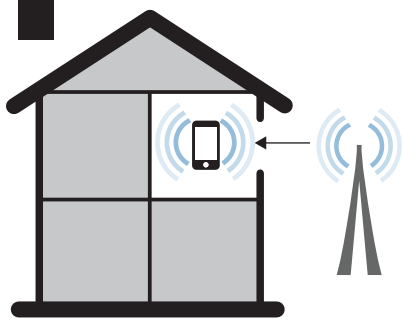
Cel-Fi GO Quick Start Guide

Smart Signal Booster™

Cel-Fi GO is an evolved **cellular smart signal booster** design that can amplify cellular signals up to 100 dB. Connect a single **Donor Antenna** to receive the macro-network signals, and then a single indoor **Service Antenna** where you need service, and **Cel-Fi GO** will do the rest automatically.



1 Install Donor Antenna



Find the location with the best signal.



Install **Donor Antenna** where the mobile device receives this signal.

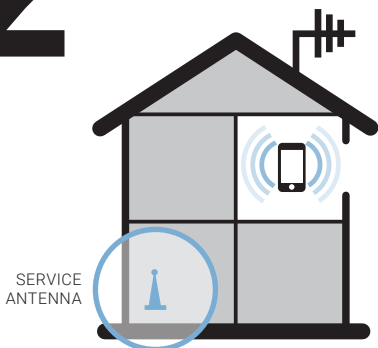
DONOR ANTENNA NOT INCLUDED



SAFETY: **DO NOT INSTALL** any equipment close to power lines or drill into walls or other structural elements without first ensuring the location is safe and that there are no hidden items that could cause injury.

2

Install Service Antenna



Install **Service Antenna** where coverage is needed.

SERVICE ANTENNA NOT INCLUDED



420N007-G31-001-01RB



Cel-Fi Safe

3 Mount Cel-Fi GO Near Power Outlet

3



Find a power outlet.

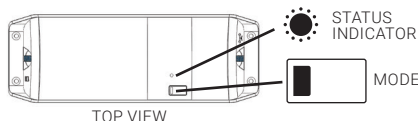
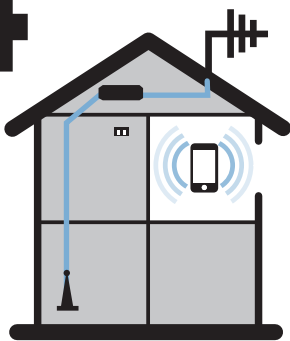


Mount **Cel-Fi GO** near the power outlet.

DO NOT plug in at this time.

4 Connect Donor & Service Antennas to the Cel-Fi GO Unit

4



LEFT SIDE: Service Antenna Connector

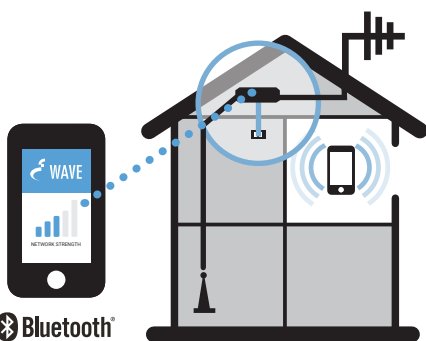
RIGHT SIDE: Donor Antenna Connector

5 Plug in Cel-Fi GO & Select Mode

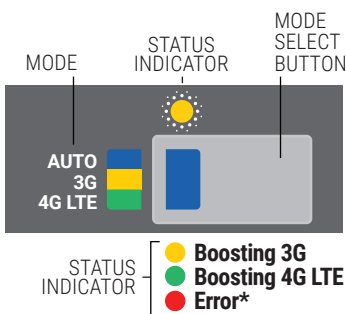
5

Press the **MODE** button on the unit to select desired scanning mode. Status Indicator will blink during the setup process, and may take a few minutes to complete.

(OPTIONAL: use your smartphone to select mode. Download the Cel-Fi WAVE app, and follow the on-screen instructions.)



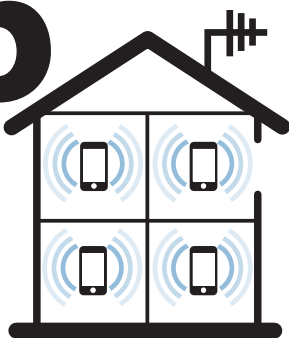
Bluetooth



(*NOTE: if Error, go to troubleshooting at cel-fi.com/support)

6 Tips & Tricks

6



Keep **Donor** and **Service** antennas separated/isolated from each other for best performance

Do not use cable splitters for antennas

Follow the installation instructions for your chosen antennas

Use sealant if any connections are exposed to elements

7 Installation Process

7

For more **Cel-Fi GO** features, go to **App Store** or **Google play** and download the mobile **Cel-Fi WAVE** app.

(NOTE: If you do not have a compatible smartphone, go to cel-fi.com/wave to download the Desktop app.)

